





A Story of Police Funding in America

Mohammad Kanawati, Timo Budiono,
Juliana Albertini, Muaz Aznan, Jin Huang,
Suakshay Bahal

What is the “Defund The Police” Movement?




- George Floyd
- “Bloated” Police Budgets
- Funding of social services




Collect Data

Something unique about our methodology is that we decided to first collect a lot of data and then decide on what we want to dive deep into. All believe that the police funding issue is multifactorial, and we did not want to be fixed on one aspect at the start. We were interested in the relationship between variables such as **police expenditure, race, ethnicity, income, arrest rate, and crime rate**. We collected most of our data mainly from online database including **Tax Policy Center, Statista, Bureau of Justice Statistics, FBI, and USgovernmentspending**




Generating the Question

We started to make some simple graphs and do some regressions. After discussing our findings, we decided that our focus would be to explore **police expenditure relative to crime rate** and what role **demographics** plays.




Data Analysis

We mainly used **Excel and Tableau** to provide us with visualizations on some patterns that might be interesting. One problem that we have encountered at this part is the **how representative the data was**. We decided to **normalize the variables** into police expenditure per total expenditure and number of violent crimes per 100,000 population. Throughout the data analysis process, we met very often to discuss how reliable and representative our data are.

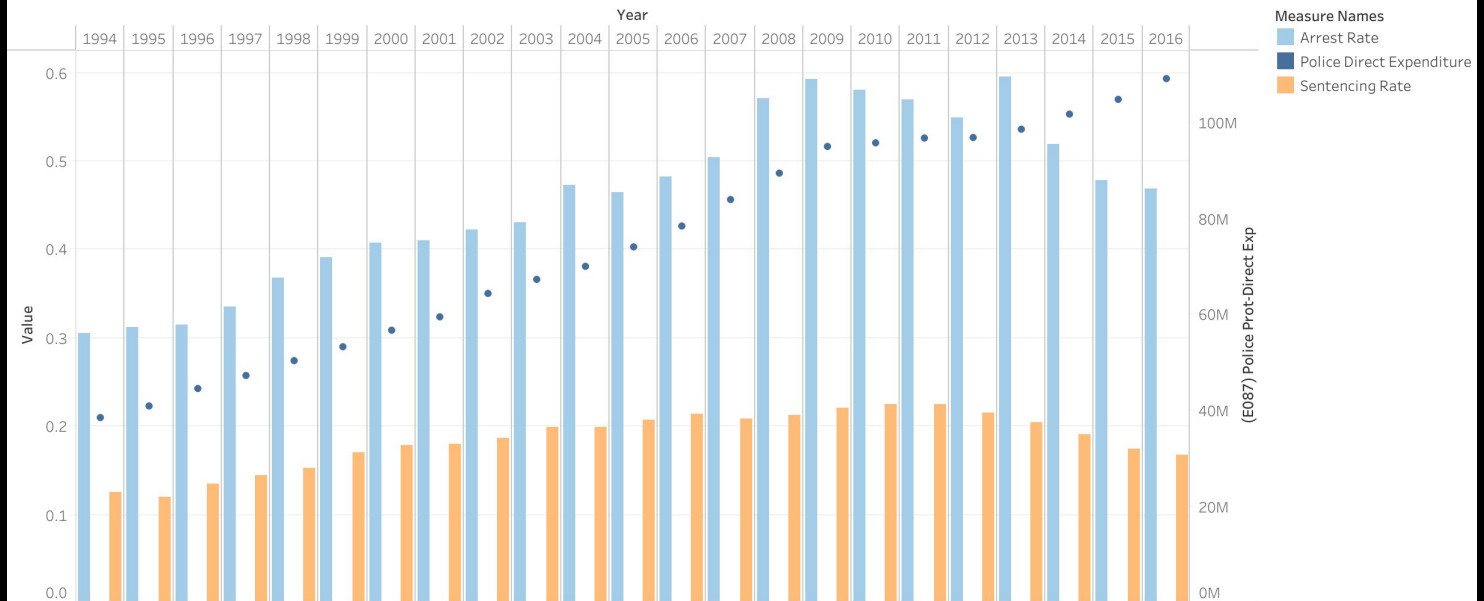


Our Insights

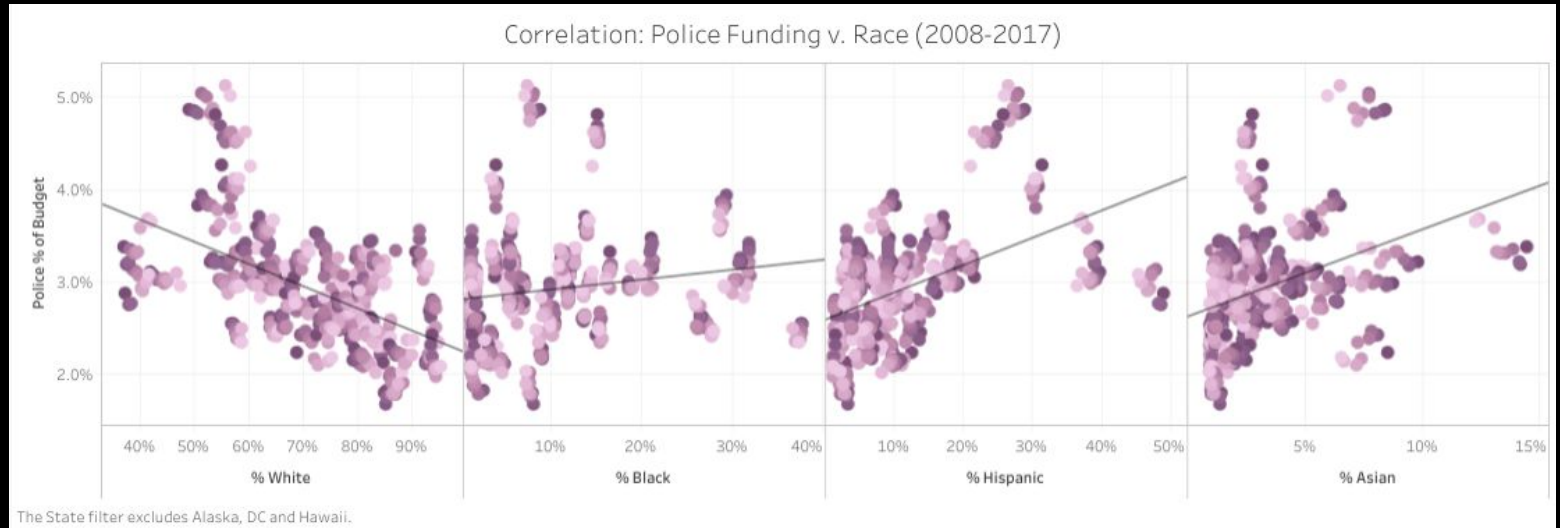


Police spending continues to rise, while arrest rates fall.

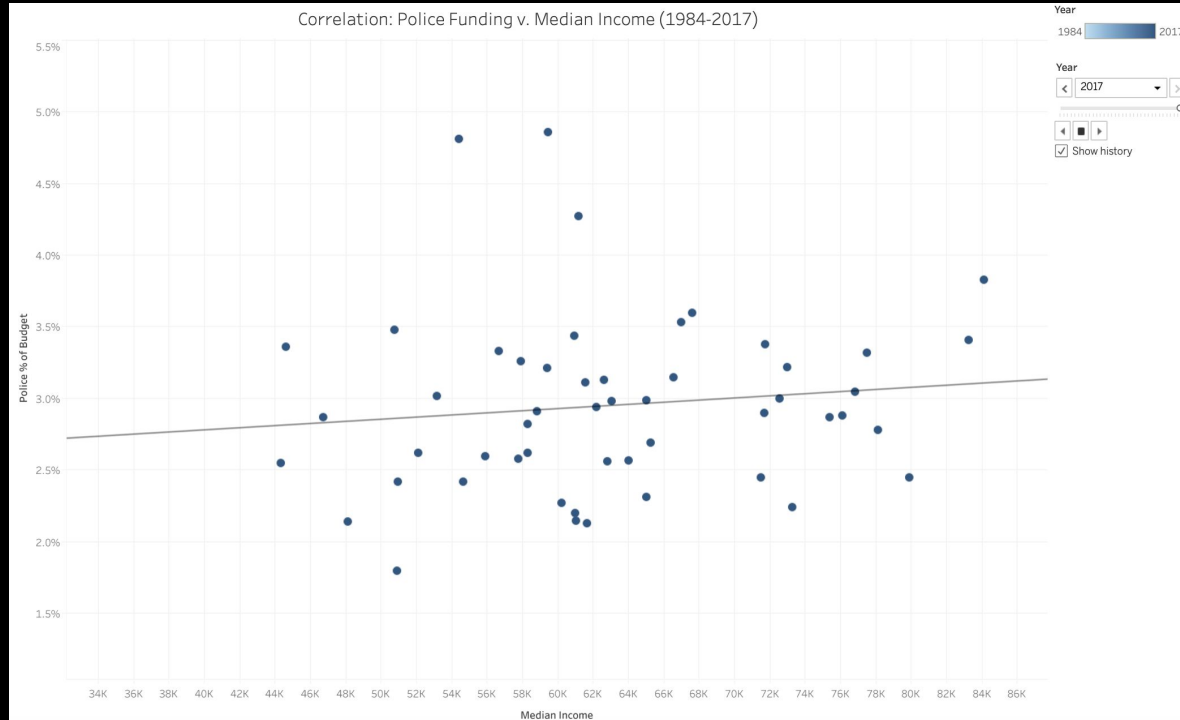
Arrest Rate and Sentencing Rate vs Police Expense



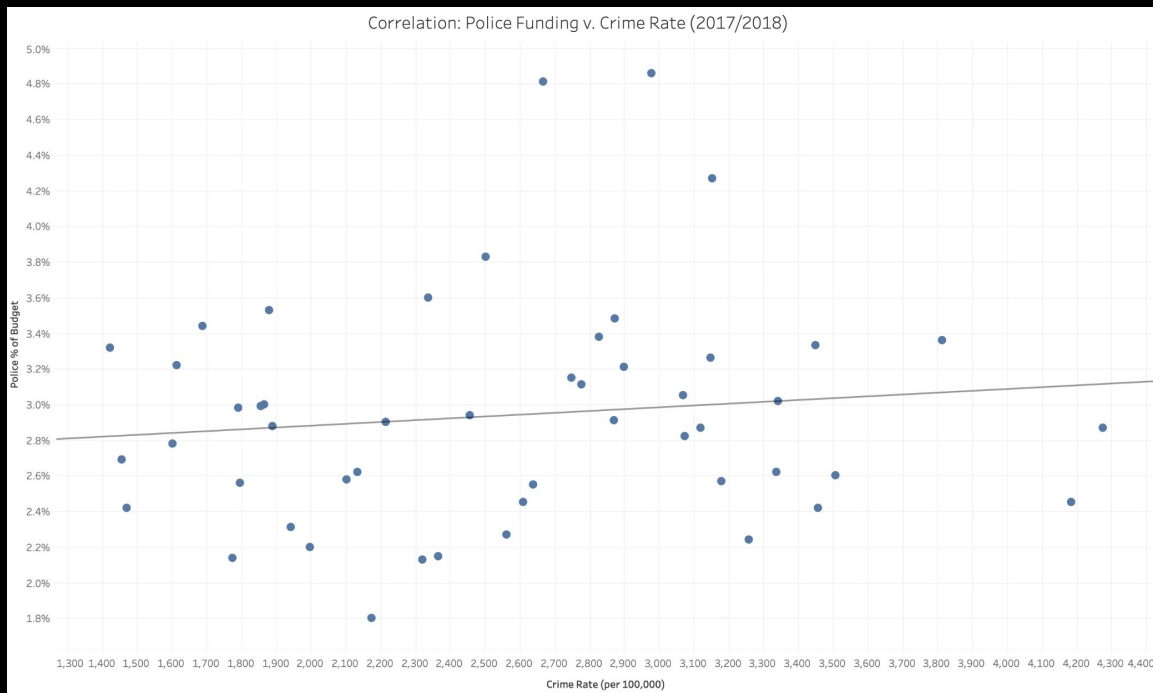
States with more minorities spend more on police.



There is little correlation between median household income and police spending.



There is also little correlation between police spending and violent crime.




Constant, increasing police spending


More spending in states with minorities


No significant effect on crime

What does this tell us?




Future Research Steps



- 
1. Social services funding
 2. Effectiveness of a defunded police
 3. Other factors influencing police spending
 4. Data at the local/city level

Resources you
can check out!



Medium



Become a member Sign in

Get started

Defund the Police(Data Strategy Program)



Suakshaybahal Follow

Aug 25 · 4 min read



As I continue to learn more about the **Defund the Police** movement, I've recognized more and more that words mean different things to different people. Defund the police, to some people, might sound like a movement to abolish the police and live in a world without cops. However, if we were to dive deeper into the movement, we can see the reason for the movement and if it has any merit. This was the guiding question I and my team at **ParsonsTKO & Techsoup Data Strategy and Mentorship Program** tried to answer the best way we know how, using data.

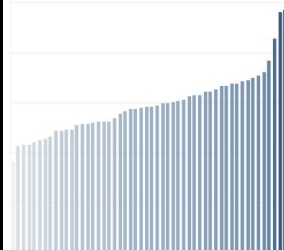
Certain people are arguing that police budgets are bloated, and it's not

<https://medium.com/@suakshaybahal1/defund-the-police-data-strategy-program-5b3bffa993ce>

Insights on Police Expenditure

State
Enter your state here -> (All)

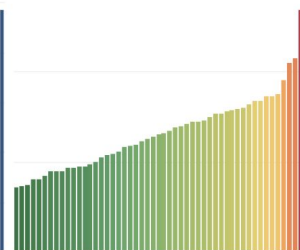
2017 Police Expenditure



Police % of Budget



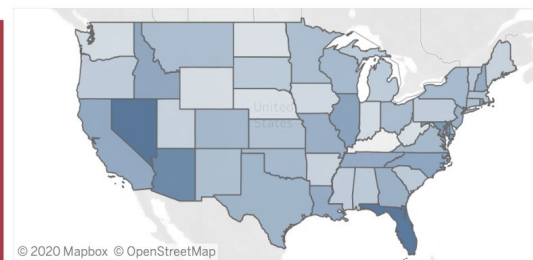
2018 Crime Rate



Crime Rate (per 100,000)



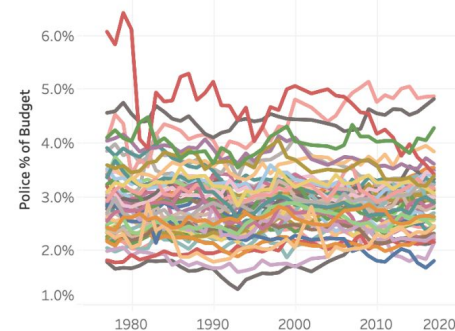
2017 Police Expenditure Heat Map



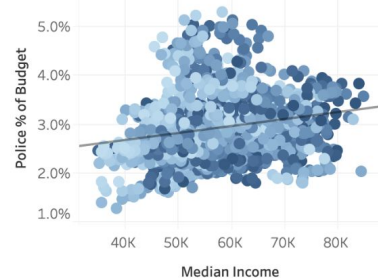
Police % of Budget



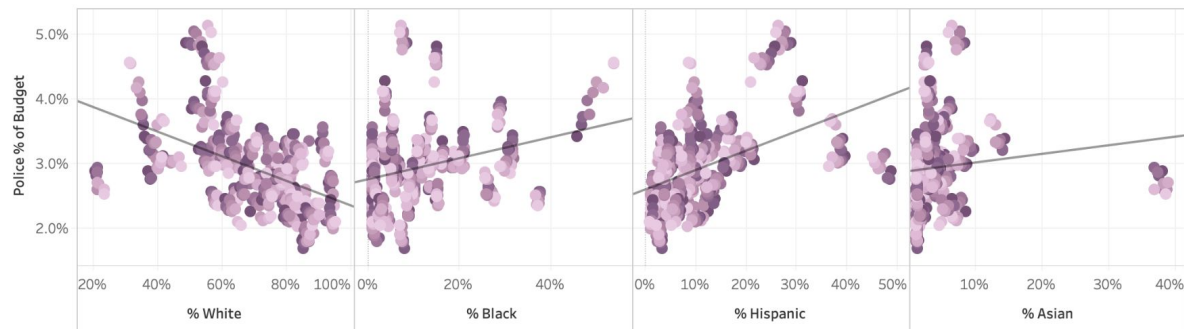
Police Expenditure (1977-2017)



Correlation: Police Funding v. Median Income (1984-2017)



Correlation: Police Funding v. Race (2008-2017)



POLICE FUNDING

IN AMERICA

[HOME](#) [PROJECT](#) [DATA & INSIGHTS](#) [GET INVOLVED](#)

Website



<https://jhuang1585.wixsite.com/mysite>

become the main slogan for the Black Lives Matter movement. As a part of the Data Strategy Fellowship Program led by ParsonTKO & TechSoup, we hope to use data as a tool to analyze the police funding issues in the U.S. and provide the public with our insights for the movement. Our goal is to provide people with more organized information to help them with their own analysis and understanding of the movement.

THE DATA BEHIND THIS



DONATE

While the pandemic has a huge impact on all of us, it hit the minority communities in a more drastic way. Click on the bottom below to support these communities in different ways.



GET INVOLVED

Your voice matters. This project is ongoing and we welcome people sharing their insights and comments with us, check out the Get Involved page.



OUR MISSION

Check out the Project page to see how this project comes together, and click on "Our Data" bottom below to see the results of our project.

Thank you for
listening!!

